


PRODUCT BROCHURE


**Mobo National High School
Masbate Province Division**

Prepared by:


**JASON S. BARRUN, Literary Arts Facilitator/ SPA Coordinator
BESSIE S. TUMBAGA, Visual Arts Facilitator/ Booth In-Charge**

Name of School	MOBO NATIONAL HIGH SCHOOL
Division	Masbate Province
SPA Coordinator	JASON S. BARRUN
Principal II	MARIA CYNTHIA A. REVIL
Medium	Marine
PRODUCT BROCHURE FOR THE TRADE FAIR (AGORA 2020)	

Product 1 GALLEON SHELL REPLICA	
Creator of the Product (Student/Teacher/from community)	Grade 8 Visual Arts students
Inspiration in making the product	<p>The municipality of Mobo is one of the oldest towns of Masbate Province as it can be traced back that it is the former capital of the province where the seat of government was established. When the Manila-Acapulco galleon trade was still bountiful during the Spanish era, Mobo was an important parcel of the galleon trade. Its Sagawsawan River located in the border of a nearby barangay named Fabrica became a refuge to the galleons during storms hence becoming a shipyard for galleons.</p>
Stories behind the product	<p>The Visual Arts Teacher encouraged her students to create handicraft that would feature a galleon replica hence this product was created.</p> <p>Materials used were shells, bamboo stick, stick glue, thread and varnish. The teacher modelled first the process and presented a picture of the galleon and from it, students were asked to provide different interpretations of it.</p>

Product 2 MAYONG PAYONG BAMBOO REPLICA	
Creator of the Product (Student/Teacher/from community)	Grade 8 Visual Arts students with the help of a native from Mobo
Inspiration in making the product	<p>In this seven-kilometer away cradle from Masbate City, the Municipality of Mobo, one can find the renowned Mayong Payong Mountain Peak. Mayong Payong (Umbrella Hills as others call it) has been named this way for in its bird's eye view (using a drone), the mountain resembles the image like that of an umbrella as if signifying that it shelters the wonders that lies in it.</p> <p>It is approximately a one-hour trek (if one would not ride a habal-habal) from the national highway to its peak. Upon reaching the peak, the two-storey view deck structure will give the visitors a panoramic view of the City of Masbate, the Buntod Reef, the surrounding seas and mountains including the neighboring islands. Moreover, the sunset view is also breath-taking if one opts to spend an overnight adventure. A group can bring a tent or can rent a cottage as well as packed foods and refreshments to maximize the whole experience.</p>
Stories behind the product	<p>The Visual Arts teacher asked Kuya _____ to do an immersion workshop for the Visual Arts students. He modelled how to make handicrafts out of bamboo and coco shells. Then, after the half-day workshop, the teacher continued the mentoring sessions with the students.</p> <p>Materials used were bamboo, coco shell and paint. The students were assisted by the teacher on crafting the Mayong Payong replica especially on process of cutting. On refining the product, Kuya _____ again helped the Visual Arts students and the teacher.</p>

Product 3
TUROK LITERARY FOLIO



Creator of the Product
(Student/Teacher/from
community)

Grade 7 & 8 Creative Writing students

Inspiration in making the
product

Our brain is like the soil where the seeds of knowledge for our Creative Writing subject have been planted by our teacher. Later, these seeds would grow into tiny plants, little compositions – the articles of our emotion, of our own depth, of our experiences, of our inspirations and of our life.

In Minasbate, the process of a plant coming into the surface of the soil is "pagturok." This can be compared to our present masterpieces (an mga turok san amon pag-aram sa pagsurat). They may have flaws but we assure you that they do come from the minds and hearts of novices who are willing to learn the art and craft of storytelling through insightful narratives and poems. *(taken from the foreword of the book)*


Stories behind the product

The Creative Writing Teacher set a standard for the students to come up with a literary folio every year that would reflect their aspirations, sources of inspirations and integration of the Moboano culture. Hence, for the second time, the Creative Writing students have come up with Turok Literary Folio. Last year, their literary folio was entitled "Mga Titik and Letters sa Hinulmang Kahulugan".

Materials used were A4 sheets with 24 gsm and book paper. The folio consists of 45 pages with the following literary pieces to wit: 5 poems in Minasbate dialect, 7 poems in Filipino language, 10 dagli/ flash

fiction, 6 reflective essays and two-page short word memoirs.

Product 4
WOODEN KEYS HOLDER
with marine ornaments



Creator of the Product
(Student/Teacher/from
community)

Grade 8 Visual Arts students

Inspiration in making the
product

Licuson Beach is one of the newly discovered beach attractions of the municipality of Mobo which is found at Licuson, Mobo, Masbate. With its white sand and crystal clear blue waters, it is creating an attention to both the locals and tourists to Mobo.

Stories behind the product

The Visual arts students, being natives of Mobo are fond of having a swimming spree at Licuson. In one of their Visual art sessions, the teacher called for students to create a craft of any touris spot in Mobo that inspires them as of the moment hence this product was created.

Materials used recycled wood, corals, sand, sea shells and paint. Three Grade 8 students were asked to work on each wooden keys holder featuring Licuson Beach as an inspiration.

Product 5
Shell Key Chain



Creator of the Product
(Student/Teacher/from community)

Grade 7 Visual Arts students

Inspiration in making the product

The municipality of Mobo abounds with beautiful beaches and marine products. One of the simplest marine products that we find beautiful are shells. They are just at the sand oftentimes neglected by the ones visiting the beach.


The Visual Arts teacher then thought of a way of how can these simple shells be turned into useful products like a key chain.

Stories behind the product

The Visual Arts teacher tasked the students to bring seashells and turn them into beautiful key chains.

Materials used were the indigenous seashells and a metal key holder. The students underwent the process of washing the shells, drilling them and applying them with varnish that eventually led to cute key chains.

Product 6
CANDLE HOLDERS



Creator of the Product
(Student/Teacher/from
community)

Grade 8 Visual Arts students

Inspiration in making the
product

The inspiration of this product is the celebration of the All Souls' Day last November 2019. Students were tasked to do some research on other handicrafts that feature marine products hence leading to the creation of this product.

Stories behind the product

The teacher urged the students to do some research for handicrafts that would feature marine products.

Materials used were cement, cup mold, and seashells. The teacher allowed the students to watch an instructional video and she assisted them while doing the candle holders.

Product 7
SHELL NECKLACE



Creator of the Product
(Student/Teacher/from community)

Grade 7 & 8 Visual Arts students

Inspiration in making the product

The inspiration of this handicraft was the time when the Visual arts students were making the props for Inang Kulturang Tangible for the performance showcase for AGORA 2020.

One G8 student suggested to make a shell necklace that would just be appreciated for its raw beauty, without additional finishing touches.

Stories behind the product

Due to the suggestion of her student, the Visual Arts teacher Ms. Bessie S. Tumbaga led the crafting of the shell necklace. She was the one who cut and trimmed the shells for the students did need assistance when handling sharp tools. It was a modelling-doing-recrafting process for the students.

Product 8
AQUARIUM CORAL
FIGURINE



Creator of the Product
(Student/Teacher/from community)

Grade 7 & 8 Visual Arts students

Inspiration in making the product

The inspiration of this handicraft was taken from the mini-replicas and figurines that we can find in an aquarium.

Stories behind the product

This handicraft is composed of corals and shells and was shaped into a waterfall replica.

Product 9
WOODEN PAPER WEIGHT



Creator of the Product
(Student/Teacher/from community)

Grade 7 & 8 Visual Arts students

Inspiration in making the product

The inspiration of this handicraft is the heavy paperweight often (metal) found on top of the teachers' desks. Visual Arts students thought of a way to create this product that would just resemble nature at its simplest.

Stories behind the product

The students recycled these pieces of wood and turned them to something useful with the idea of making them as paper weight.

Product 10
PEN HOLDER



Creator of the Product
(Student/Teacher/from community)

Grade 7 & 8 Visual Arts students

Inspiration in making the product

The inspiration of this handicraft are the corals under the sea where schools of fishes thrive.

Stories behind the product

To represent the corals, bamboos were used including the shells, real corals and a wooden board to serve as the base of this pen holder.

Product 11
COCO SHELL WALLET



Creator of the Product
(Student/Teacher/from community)

Grade 7 & 8 Visual Arts students

Inspiration in making the product

The inspiration of this handicraft is that the municipality of Mobo is known for its "lubi (coconut)". Hence, many artists like Kuya _____ ventures on making handicrafts out of coconut shell as a means of livelihood.


Stories behind the product

The Visual Arts teacher asked Kuya _____ to do an immersion workshop for the Visual Arts students. He modelled how to make handicrafts out of bamboo and coco shells. Then, after the half-day workshop, the teacher continued the mentoring sessions with the students.

Materials used were bamboo, coco shell and paint.

	<p>The students were assisted by the teacher on trimming the coco shell especially on the process of cutting through a machine. On refining the product, Kuya _____ again helped the Visual Arts students and the teacher.</p>
--	--

Product 12
SANDO KEY CHAIN



Creator of the Product
(Student/Teacher/from community)

Grade 7 & 8 Visual Arts students

Inspiration in making the product

The inspiration of this handicraft is that the municipality of Mobo is known for its "lubi (coconut)". Hence, many artists like Kuya _____ ventures on making handicrafts out of coconut shell as a means of livelihood.

Stories behind the product

The Visual Arts teacher asked Kuya _____ to do an immersion workshop for the Visual Arts students. He modelled how to make handicrafts out of bamboo and coco shells. Then, after the half-day workshop, the teacher continued the mentoring sessions with the students.

Materials used were bamboo, coco shell and paint. The students were assisted by the teacher on trimming the coco shell especially on the process of cutting through a machine. On refining the product, Kuya _____ again helped the Visual Arts students and the teacher.

Product 13
CEMENT PAPER WEIGHT
WITH SHELL ORNAMENTS



Creator of the Product
(Student/Teacher/from
community)

Grade 7 & 8 Visual Arts students


Inspiration in making the
product

The inspiration of this handicraft is the heavy paperweight often (metal) found on top of the teachers' desks. Visual Arts students thought of a way to create this product that would just resemble nature at its simplest.

Stories behind the product

The students recycled these pieces of wood and turned them to something useful with the idea of making them as paper weight.

Product 14
FLOWER POT WITH SHELL
ORNAMENTS



Creator of the Product
(Student/Teacher/from
community)

Grade 7 & 8 Visual Arts students

Inspiration in making the
product

The inspiration of this handicraft is that the municipality of Mobo is known for its "lubi (coconut)". Hence, many artists like Kuya _____ ventures on making handicrafts out of coconut shell as a means of livelihood.

Stories behind the product

The Visual Arts teacher asked Kuya _____ to do an immersion workshop for the Visual Arts students. He modelled how to make handicrafts out of bamboo and coco shells. Then, after the half-day workshop, the teacher continued the mentoring sessions with the students.

Materials used were bamboo, coco shell and paint. The students were assisted by the teacher on trimming the coco shell especially on the process of cutting through a machine. On refining the product, Kuya _____ again helped the Visual Arts students and the teacher.

Product 15-22

- FRAME WITH SHELL ORNAMENTS
- SHELL WIND CHIMES
- GLASS TABLE DÉCOR
- SHELL BRACELET
- FRAME WITH FEATURED LITERARY PIECES
- PICTURE FRAME WITH SHELLS



**Creator of the Product
(Student/Teacher/from
community)**

Grade 7 & 8 Visual Arts students

**Inspiration in making the
product**

The inspiration of this handicraft is marine products. Mobo is also known to have beautiful white sand beaches.

Stories behind the product

The Visual Arts teacher asked do explicit instruction approach (I do- You Do – We Do) where students also learning the crafting-recrafting process.

Materials used were all indigenous materials such as shells, bamboo sticks, corals, pebbles etc.

PRODUCT BROCHURE

Mobo National High School
Masbate Province Division

Prepared by:

JASON S. BALTIM, Library Arts Facilitator/ SPA Coordinator

GERIE S. TUMBAGA, Visual Arts Facilitator/ Booth in-Charge